



Box Properties

--Description--

Name:

Type: Closed Box

Shape: Prism, square

--Box Parameters--

Vb = 0.512 cu.ft

V(total) = 0.542 cu.ft

Qtc = 0.476

F3 = 51.81 Hz

Fill = none

Driver Properties

--Description--

Name: REX 8 S4

Type: Standard one-way driver

Company: RE Audio (2015)

--Configuration--

No. of Drivers = 1

--Driver Parameters--

Fs = 19.8 Hz

Qms = 5.297

Vas = 1.484 cu.ft

Xmax = 0.6 in

Sd = 34.36 sq.in

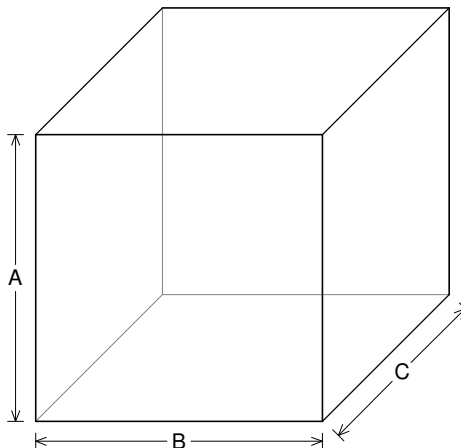
Qes = 0.259

Re = 3.463 ohms

Le = 6.504 mH

Z = 4.155 ohms

Pe = 200 watts



--External Dimensions--

A = 12 in

B = 12 in

C = 10 in

--Internal Dimensions--

A = 10.5 in

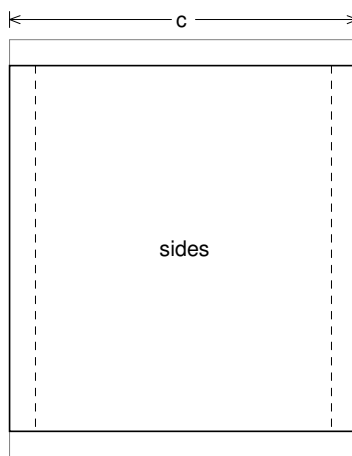
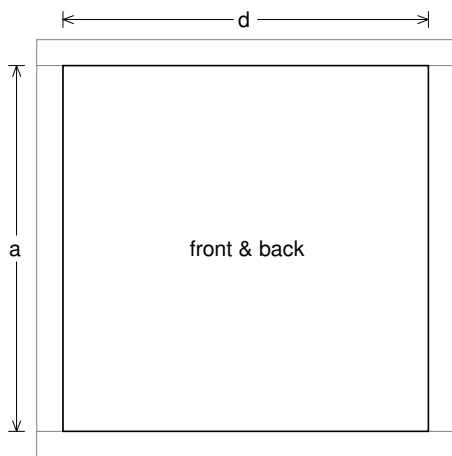
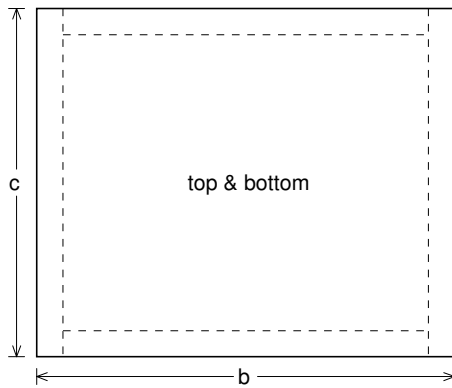
B = 10.5 in

C = 8.5 in

--Wall Thickness--

Front = 0.75 in

Side = 0.75 in



Box Parts

Box Shape: Square Prism

- 1 Top, 1 Bottom: depth (c) = 10 in
width (b) = 12, thickness = 0.75 in
- 1 Front, 1 Back: height (a) = 10.5 in
width (d) = 10.5, thickness = 0.75 in
- 2 Sides: height (a) = 10.5 in
depth (c) = 10, thickness = 0.75 in

--Driver Mounting--
Mounting: Front



Wiring Diagram

